

Foot Locker monitors all sales electronically through Point of Sale. This allows us to track how your merchandise is selling, but only if each piece is accurately ticketed.

It is the requirement of Foot Locker to have each vendor pre-ticket all merchandise.

Foot Locker, Inc. utilizes three different types of automatic data capture bar code symbologies for our price tickets, caselot labels and outer carton labels. These symbologies are UPC-A , Interleaved 2 of 5 and Code-128.

- **For all Divisions, product should be ticketed with UPC-A (EAN)**

Not on all Ticket Types:

- ┆ Item description (as applicable/shown in the examples to follow): this is either a one or two line field of up to 17 characters per line
- ┆ Alpha size in human readable form (i.e., small, large) – as shown on the following pages.

**Page 3-3 displays the caselot sticker required on caselot and multi-pack packaging.**

---

***Special Note:***

***All barcodes must meet ANSI/CEN/ISO print quality requirements of A or B. In addition, all barcode heights must be a minimum of 12mm including indentations.***

**Apparel/Accessory Hang Tag**  
**Foot Locker Ticket type #U62**  
**Size 1 1/2" X 2 3/4"**

**ALPHA SIZE**  
 THIS FIELD IS AN ENGLISH/ALPHA  
 DESCRIPTION (SML, MED, LRG,  
 ETC.)




**Accessory Sticker**  
**Foot Locker Ticket Type #U15**  
**Size 3" X 7/8"**



**Bin and Footwear**  
**Foot Locker Ticket Type #U42**  
**Size 3" X 7/8"**



**Caselot Sticker - All Divisions**  
**Size 3" X 7/8"**



CASELOT 5 DIGIT SIZE SCHEDULE  
 NUMBER.

Note: The 15 digit SKU number consists of two- digit department, five-digit stock number, one-digit check digit, two-digit width code and five digit caselot size schedule, which can be found on your purchase order.

**Barcode Print Quality Requirements**

The quality of a printed bar code sent to Foot Locker, Inc. should be such that our scanning equipment can read the symbol for the first time and every time thereafter. Our requirements follow the recommended American National Standard Institute (ANSI)/ Committee for European Normalization (CEN)/ International Standards Organization (ISO) print quality grading system. This uses the grading system of A, B, C, D, or F, or 4, 3, 2, 1, or 0.

- A = 4.0 for value range 3.5-4.0
- B = 3.0 for value range 2.5-3.4
- C = 2.0 for value range 1.5-2.4
- D = 1.0 for value range 0.5-1.4
- F = 0.0 less than 0.5

The graded parameters are symbol contrast (SC), modulation, defects and decodability.

### Obtaining Tickets

Vendors may choose either of the following options to obtain tickets:

- ┆ You may obtain pre-printed tickets from Foot Locker's recommended third party ticket suppliers shown below:

#### North America . . .

AVERY DENNISON  
SOABAR PRODUCTS-DOMESTIC

2305 SOABAR DRIVE  
GREENSBORO, NC 27406

FAX: 336-275-1408  
TEL: 1-800-444-4947 EXT: 7275  
TEL: 336-275-9371 EXT: 7275

FINELINE BAR-CODE TECHNOLOGIES

303 RESEARCH DRIVE  
NORCROSS, GA. 30092

FAX: (678) 969-9201  
TEL: (800) 500-8687  
Order on the web: [www.finelinetech.com](http://www.finelinetech.com)

FINELINE BAR-CODE TECHNOLOGIES

5600 Cypihot  
Saint-Laurent, QC H4S 1V7

TEL: 800-268-7195

Website [www.finelinetech.com](http://www.finelinetech.com)  
Contact Info [support@finelinetech.ca](mailto:support@finelinetech.ca)

#### International . . .

PAXAR FAR EAST-INTERNATIONAL

81F 210 – 212 CHOI HUNG ROAD  
SAN PO KONG, KOWLOON, HONG KONG

FAX: 011 852 2328 6100  
FAX: 011 852 2311 2320  
TEL: 011 852 2361 3913  
TEL: 011 852 2311 3913

AVERY DENNISON  
SOABAR PRODUCTS-INTERNATIONAL

7 CHUN YING STREET  
TSEUNG KWAN O INDUSTRIAL ESTATE  
NEW TERRITORIES, HONG KONG

FAX: 011-852-2565-8414  
TEL: 011-852-2372-3000

PAXAR EUROPE-INTERNATIONAL

MONARCH MARKING SYSTEMS, LTD  
HORSECROFT ROAD  
HARLOW, ESSEX CM19 5BH

FAX: 44-1279-824040  
TEL: 44-1279-824000

### **Obtaining Tickets (cont.)**

You may create your own tickets (as opposed to having them made for you by one of our recommended third party suppliers) or you may use your own third party supplier.

To obtain a copy of the Foot Locker *Ticket Specification Manual* you may call in your request to: (785) 761-3406

Please provide a complete company name, contact phone number and email address. A ticketing specification manual will be emailed to you within a few business days. This manual will supply you with more details (technical specifications) for all ticket types used by: Foot Locker, Footaction, Kids Foot Locker, Lady Foot Locker, Champs Sports, Foot Locker Canada and Champs Sports Canada

All tickets being produced by you will need to have the layout approved by Foot Locker as noted in the *Ticket Specification Manual*. Scan tests will be your responsibility and must meet Foot Locker specifications.

---

### Obtaining Data Required for Tickets

Data elements necessary to order (or create tickets) may be obtained from one of two places as follows.

- ┘ For EDI Vendors (Receiving EDI 850 PO Adds Version 004010VICS from Foot Locker):
  - Foot Locker SKU (department, stock number, check digit, width/color; 2-5-1-2 = 10 positions) is located in the PO107 segment
  - UPC number is located in the PO115 data element
  - Vendor/manufacturer style number is located in the PO109 segment
  - Foot Locker purchase order number and retail division number (7-2 = 9 positions) are located in the BEG03 segment
  - Foot Locker purchase order date (by century, year, month, and day: 2-2-2-2 = 8 positions) is located in the DTM02 segment that corresponds to the DTM01 segment with “007” in it (The day will always equal “01”)
    - Other assorted shipping related dates are located in DTM02 segments that correspond to DTM01 segments with other codes in them (as applicable)
  - Foot Locker item descriptions are located in the first occurrence of the PID05 segment (maximum 34 characters)
  - Foot Locker retail price/ticket retail is located in the CTP03 segment when the CTP02 segment contains “RES”
  - Packing type (Bin/solid or caselot/musical run/multi-pack) is located in the PO116 element. If this element = “CG” then the sku for this order is to be packed as caselot. (If the element does not exist, then the order is to be packed solid)
  - Unit of measure (i.e., DZ = dozen, PR = pair & EA = each/unit) are located in the PO103 segment
  - The caselot size schedule number is located in the PO117 element when the PO116 element = “CG”
  - By size, units per case (only applies to caselot orders – where PO116 = “CG”) is located in the SLN segments. (All quantities from the SLN segments within the PO1 loop must be summed to attain the total units per case quantity)
  - Total number of cases for a specific SKU (only applies to caselot orders where the PO116 = “CG” is located in the PO102

### Obtaining Data Required for Tickets (cont.)

- ┆ For EDI Vendors (Receiving EDI 850 PO Adds Version 004010VICS from Foot Locker): (cont.)
  - Total number of line items is located in the CTT01 segment
  - Shipping destinations located in the SDQ03, SDQ05 (SDQ07, SDQ09, etc.) segment(s)
    - Two digit numbers indicate a service center destination. These destinations are provided in appendix B of our EDI-850 Mapping Documentation.
    - Five digit numbers indicate a store location. The addresses that correspond to these store numbers are available via the EDI 816 transaction set, which we support.
  - Suggested retail price (“compare at” price) is located in the CTP03 segment when the CTP02 segment contains “MGR”

Other data elements included in a standard (version 4010) 850 transaction are: vendor number (5 digits numeric), FOB (free on board) point, PO payment terms, PO cancel date, requested ship date, end ship date & UPC (where applicable).

### Case lot Size information

- Individual sizes are located in the SLN13 element. (If applicable, alpha sizes would be located in the SLN15 element).
- Individual size quantity for a case is located in the SLN04.
- Total units ordered for a specific PO/SKU may be calculated by adding up the following.  
Total units = (PO102 \*(sum of SLN04 quantity))

### Bin Size Information

- Individual sizes are located in the PO111 elements (if applicable, alpha sizes would be located in the PO113 elements)
- Individual size quantities are located in the PO102.
- Total units ordered for a specific PO/SKU may be calculated by adding up the PO102 quantity.

### Obtaining Data Required for Tickets (cont.)

- 
- 」 For EDI Vendors (Receiving EDI 850 PO Adds Version 004030VICS from Foot Locker):
  - Foot Locker SKU (department, stock number, check digit, width/color; 2-5-1-2 = 10 positions) is located in the PO107 segment
  - UPC number is located in the PO115 data element
  - Vendor/manufacturer style number is located in the PO109 segment
  - Foot Locker purchase order number and retail division number (7-2 = 9 positions) are located in the BEG03 segment
  - Foot Locker purchase order date (by century, year, month, and day: 2-2-2-2 = 8 positions) is located in the DTM02 segment that corresponds to the DTM01) segment with “007” in it (The day will always equal “01”)
    - Other assorted shipping related dates are located in DTM02 segments that correspond to DTM01 segments with other codes in them (as applicable)
  - Foot Locker item descriptions are located in the first occurrence of the PID05 segment (maximum 34 characters)
  - Foot Locker retail price/ticket retail is located in the CTP03 segment when the CTP02 segment contains “RTL”
  - Packing type (Bin/solid or caselot/musical run/multi-pack) is located in the PO118 element. If this element = “CG” then the sku for this order is to be packed as caselot. (If the element does not exist, then the order is to be packed solid)
  - Unit of measure (i.e., DZ = dozen, PR = pair & EA = each/unit) are located in the PO103 segment
  - The caselot size schedule number is located in the PO119 element when the PO118 element = “CG”
  - By size, units per case (only applies to caselot orders – where PO118 = “CG”) is located in the SLN segments. (All quantities from the SLN segments within the PO1 loop must be summed to attain the total units per case quantity)
  - Total number of cases for a specific SKU (only applies to caselot orders where the PO118 = “CG”) is located in the PO102



### Obtaining Data Required for Tickets (cont.)

- ┆ For EDI Vendors (Receiving EDI 850 PO Adds Version 004030VICS from Foot Locker): (cont.)
  - Total number of line items is located in the CTT01 segment
  - Shipping destinations located in the SDQ03, SDQ05 (SDQ07, SDQ09, etc.) segment(s)
    - Two digit numbers indicate a service center destination. These destinations are provided in appendix B of our EDI-850 Mapping Documentation.
    - Five digit numbers indicate a store location. The addresses that correspond to these store numbers are available via the EDI 816 transaction set, which we support.
  - Suggested retail price (“compare at” price) is located in the CTP03 segment when the CTP02 segment contains “MSR”

Other data elements included in a standard (version 4030) 850 transaction are: vendor number (5 digits numeric), FOB (free on board) point, PO payment terms, PO cancel date, requested ship date, end ship date & UPC (where applicable).

### Caslot Size information

- Individual sizes are located in the SLN14 element. (If applicable, alpha sizes would be located in the SLN16 element).
- Individual size quantity for a case is located in the SLN04.
- Total units ordered for a specific PO/SKU may be calculated by adding up the following.  
Total units = (PO102 \*(sum of SLN04 quantity))

### Bin Size Information

- Individual sizes are located in the PO111 elements (if applicable, alpha sizes would be located in the PO113 elements)
- Individual size quantities are located in the PO102.
- Total units ordered for a specific PO/SKU may be calculated by adding up the PO102 quantity.

### Mark-for Orders

- The warehouse ship to is located in the N104 segment and the mark-for destination is located in the SDQ03, SDQ05,(SDQ07, SDQ09, etc.) segment(s).

### Obtaining Data Required for Tickets (cont.)

┘ For non-EDI vendors receiving our printed purchase order

#### SAMPLE PURCHASE ORDER DETAIL PAGE: BIN/SOLID

- A.) Our purchase order number
  - 1.) Purchase order month (2) digits
  - 2.) Base purchase order number (7) digits
  - 3.) Division (2) digits
- B.) Our SKU (Stock Keeping Unit)
  - 1.) Department (2) digits
  - 2.) Stock number (5) digits
  - 3.) Check Digit (1) digit
  - 4.) Width/Color Code (2) digits
- C.) Our description of the item
- D.) Manufacturer/vendor style number
- E.) Our service center or store number and ship to address
- F.) Our retail price (this should be printed on the sticker/tag)
- G.) Our "suggested retail/compare at" price

SHIPPING INSTRUCTIONS		PAGE 2	
PURCHASE ORDER NO: 08-5119246-03		VENDOR: 31638 FULL CREATIVE CO LTD	
SHIP START DATE: 07/01/01		REF. ORDER NO.:	
TOTAL UNITS: 6,000		TOTAL COST: 146,400.00	
TOTAL COMMIT COST: 124,800.00 USD			
-----			
SKU: 46-29242-4-04 CO 6" BLK MD			
VENDOR STYLE: BLK6IN			
WD/DIM/CLR.:		RETAIL: 84.99	
CAT.:		SUG RETAIL:	
SEASON:		FIRST COST: 20.80 PR	
TSUS NUMBER: 6403.916010		LANDED COST: 24.40	
		COMMIT COST: 20.80 USD	
-----			
GENERAL SPECIFICATIONS			
O80 LEATHER O20 RUBBER			
WHSE. #: 08		PACKING: BIN	
SHIP TO: FOOT LOCKER RETAIL INC.		CL SCHED.:	
CO FOOT LOCKER SVC. CTR.		UNIT/CASE: 6	
3210 SOUTH US HIGHWAY 77		CASES: 1,000	
JUNCTION CITY KS		TOTAL UNITS: 6,000	
66441		TOTAL COST: 146,400.00	
		TOTAL COMMIT: 124,800.00 USD	
-----			
TICKET RETAIL: 84.99			
SIZE 065/S6.5		075/S7.5	
UPC 400000374505		400000374512	
QTY 480		42	
		080/S8.0	
		400000374536	
		108	
		400000374543	
		48	
SIZE 090/S9.0		095/S9.5	
UPC 400000374550		400000374567	
QTY 240		510	
		100/S10.0	
		400000374574	
		960	
		105/S10.5	
		400000374581	
		972	
		400000374598	
		984	
SIZE 115/S11.5		120/S12.0	
UPC 400000374604		400000374611	
QTY 420		510	
		130/S13.0	
		400000374628	
		468	
		140/S14.0	
		400000374635	
		48	
		400000374642	
		48	
-----			
***** LAST PAGE *****			

#### SAMPLE PURCHASE ORDER DETAIL PAGE: CASELOT/RUN AND MULTI-PACK

- A thru G same as above
- H.) Indicates packing type – caselot (in this case), multi-pack or bin (solid)
- I.) The caselot size schedule number (5 digits) (This is a unique number that defines the exact size run, i.e., the sizes, the quantities by size and the total)
- J.) For a caselot or multi-pack order: the quantities per size – per case (the size run) will display here (as opposed to the total quantities for each size as with a bin/solid order) Shown is an example of a 12 pair caselot of footwear

SHIPPING INSTRUCTIONS		PAGE 2	
PURCHASE ORDER NO: 06-5127238-03		VENDOR: 31638 FULL CREATIVE CO LTD	
SHIP START DATE: 05/01/01		PREV ORDER NO.:	
TOTAL UNITS: 7,500		TOTAL COST: 19,500.00	
TOTAL COMMIT COST: 19,500.00 USD			
-----			
SKU: 46-25389-3-04 CO LAGUNA BLACK THONG			
VENDOR STYLE: CO-055-BLK			
WD/DIM/CLR.: D		RETAIL: 14.99	
CAT.:		SUG RETAIL:	
SEASON:		COST: 2.60 PR	
TSUS NUMBER: 6404.114000		COMMIT COST: 2.60 USD	
-----			
WHSE. #: 08		PACKING: CASELOT	
SHIP TO: FOOT LOCKER RETAIL INC.		CL SCHED.:	
CO FOOT LOCKER SVC. CTR.		39675	
3210 SOUTH US HIGHWAY 77		UNIT/CASE: 12	
JUNCTION CITY KS		CASES: 625	
66441		TOTAL UNITS: 7,500	
		TOTAL COST: 19,500.00	
		TOTAL COMMIT: 19,500.00 USD	
-----			
TICKET RETAIL: 14.99			
SIZE 070/S7.0		080/S8.0	
UPC 400000037240		400000037257	
QTY 1		2	
		090/S9.0	
		400000037264	
		2	
		100/S10.0	
		400000037271	
		3	
		400000037288	
		2	
SIZE 120/S12.0		130/S13.0	
UPC 400000037295		400000037301	
QTY 2		1	
-----			
***** LAST PAGE *****			

### **Foot Locker UPC and Catalog Requirements**

Foot Locker, like most retailers, is rapidly changing the way business is conducted. Our primary objective is to better serve our customers by utilizing technology to the fullest.

Our company is fully committed to the use of UPC (Universal Product Code). We expect all vendors to assign UPC numbers, mark all merchandise with UPC bar codes, utilize UPC on all EDI documents and maintain a third party catalog. Data integrity and quality assurance is critical to Foot Locker's ability to manage its business.

The following requirements apply to all footwear, apparel, and general merchandise product. This includes all of the UPC marking variations on all types of merchandise presentation including hanging, folded or packaged goods.

Foot Locker subscribes to SPS Commerce to receive vendor UPC  
Vendors are required to provide access to their UPC's through this service  
Your UPC catalog on SPS must contain at least the following information:

- UPC
- Product Identification, style, color, size, etc.
- Product Description

All products purchased by and shipped to Foot Locker must be ticketed with a quality scannable bar coded and human readable UPC number. UPC errors and the lack of bar code quality corrupt this capability.

The Uniform Code Council guidelines state that UPC's are to be retained for 30 months (for fashion merchandise) and 48 months (for basic merchandise) after the last activity before reassigning them to new styles, colors and sizes.

The technical specifications for the UPC symbol and number are defined in the UPC Symbol Specification Manual. The symbol specifications apply to all usage of the UPC to identify footwear, apparel, and general merchandise.

Footwear, apparel and general merchandise should be identified using UPC Version A.

Footwear, apparel and general merchandise should be identified at the lowest product variant level (size/color). Each unique size and color must have a different UPC number.

UPC is an item identification standard. Each merchandise item should be individually UPC symbol marked. Standard shipping assortments and other vendor/retailer pre-pack arrangements do not preclude item specific UPC marking requirements.

The UPC bar code symbol should be a minimum of 12mm in height.

The UPC bar code symbol may be proportionally reduced or increased in magnification. However, such reduction must never be less than 80% or increased greater than 120% of nominal size.

The UPC bar code symbol is to be printed with black bars on a white background. This will ensure that the symbol is scannable at the retail point-of-sale. If the symbol is printed on the packaging in other colors, they must strictly conform to the instructions in the UPC Symbol Specifications Manual.

The UPC numerals printed beneath the symbol should be .108” high at nominal size and are to be printed in the 1-5-5-1 format (i.e., 0 12345 67890 5). All twelve (12) of the UPC numerals must be printed including the check digit to enhance accuracy for key-entry purposes where the bar code is unscannable.

Tickets and tags are to be attached in a secure manner. This will ensure that the correct UPC symbol is associated with the product and the adhesive retail price stickers, which may be added, remain securely attached.

Particular attention should be given to the print quality of the UPC symbol. Scanning characteristics must be verified.

### **Contacts and Organizations**

If you are not EDI capable and need to get started, we recommend you contact the following organizations:

UPC & EDI Standards      GS1  
(Formerly UCC (Uniform Code Council))  
*Princeton Pike Corporate Center*  
1009 Lenox Drive  
Suite 202  
Lawrenceville New Jersey 08648  
[www.gs1.org](http://www.gs1.org)

UPC/EAN Catalog Service      SPS Commerce  
333 S 7th St #1000  
Minneapolis, MN 55402  
Telephone: 88-USE WEB EC  
[webecsupport@spscommerce.com](mailto:webecsupport@spscommerce.com)

<https://spsreferrals.com/footlocker/>  
Select Item Management for access to the UPC catalog

Questions concerning EDI should be directed to:

EDI Manager (Keith Harris)  
Foot Locker  
Telephone: 717-972-5176

EDI Help Line: 717-972-5979

### **Ticketing Placement Guidelines**

To maintain consistency in tag and sticker placement, follow the guidelines below when ticketing all products:

- ┆ Do NOT cover any information including existing UPC's (For Canadian Divisions Only)

### **Affixing Adhesive Stickers**

**Shoe Box Stickers:** Stickers should be placed on the lower left or right-hand corner of one end of the box so as not to cover product information or UPC's. The sticker should not be applied to the box lid except in cases when the lid covers most or all of the box (overlay lid). Note: All 12 of 5 stickers should be placed on the same end of the box as the UPC. (For Canadian Divisions Only)



**Socks:**

Affix sticker on the back of the sock band for all banded socks (singles and multiple pairs). Affix case lot sticker in the center of the packaging for all multi-pack bundles.

**Shoe Care Products:** Affix sticker on the side of the can (vertically if possible) or have barcode information imprinted on side of can. For small containers (i.e. shoe polish), the sticker may be on the bottom of the container when there is not sufficient room on the side.

**Insoles:** Affix sticker on the back of the packaging or have information imprinted on back of packaging.

**Hats:** Affix sticker on the underside of the bill of the hat. If no bill exists, then attach a hang tag through the inside tag or through a seam near the back. A separate bin label should be attached to the crown of the hat for fixed scanning.

**Books:** Affix sticker on the lower right-hand corner in the back. Do NOT cover any existing information.

**Boxed Accessories:** Affix stickers on the top center of the box.

**Sports Equipment:** Sticker should be placed on the top center of the box so as not to cover product information.

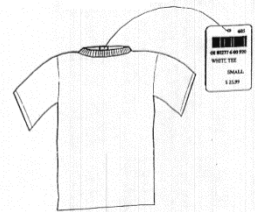
### Affixing Adhesive Stickers (cont.)

Skate Boards Affix sticker to the bottom of board.

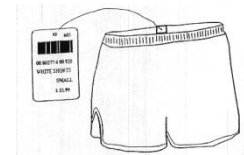
Weights Sets Affix sticker to the small end of every box (multiple boxes = 1 set).

### Affixing Hang Tags

Shirts, Tops & Jackets: Affix to the tag inside the collar (at back of neck).



Shorts & Pants: Affix to the inside tag on the waist (usually back center).



Head Wear: (i.e., all except hats with bills) Affix a hang tag through the inside tag or through the seam at the back of the item.

Packs: (i.e., day packs, backpacks and briefcase styles.) Affix a hang tag through the seam of the front zipper for day and backpack styles. Affix a hang tag around the shoulder strap for briefcase styles.



Sunglasses: Attach hang tag to the temple of the glasses.



SIZE CONVERSION CHART					
Numerical Size	Alpha Size	Numerical Size	Alpha Size	Numerical Size	Alpha Size
005	0	260	26	668	6 3/4" HAT
010	1	270	27	670	7
015	1 1/2	280	28	678	6 7/8" HAT
020	2	290	29	680	8
025	2 1/2	300	30	700	7" HAT
030	3	310	31	718	7 1/8" HAT
035	3 1/2	320	32	728	7 1/4" HAT
040	4	330	33	738	7 3/8" HAT
045	4 1/2	340	34	748	7 1/2" HAT
050	5	350	35	758	7 5/8" HAT
055	5 1/2	360	36	768	7 3/4" HAT
060	6	370	37	770	6X
065	6 1/2	380	38	778	7 7/8" HAT
070	7	390	39	800	8" HAT
075	7 1/2	400	40, 4", NWBRN	808	7 - 8
080	8	403	3 MONTHS	810	7 - 12
085	8 1/2	406	3 - 6 MONTHS	811	8 - 10
090	9	409	6 - 9 MONTHS	812	10 - 12
095	9 1/2	410	41, 4 1/8"	814	12 - 14
100	10	412	12 MONTHS	816	14 - 16
105	10 1/2	418	18 MONTHS	818	16 - 18
110	11	420	42, 4 1/4"	820	18 - 20
115	11 1/2	424	24 MONTHS	832	10
120	12	430	43, 4 3/8"	833	12
125	12 1/2	440	44, 4 1/2"	834	14
130	13	450	45, 4 5/8"	835	16
135	13 1/2	460	46	836	18
140	14	470	47	837	20
141	141 CM	490	INFANTS HATS	890	YOUTH HAT
145	14 1/2	512	6 – 12 MONTHS	895	XXX-SMALL
146	146 CM	518	12 – 18 MONTHS	900	XX-SMALL
149	149 CM	520	2T	910	X-SMALL
150	15	524	18 – 24 MONTHS	915	XS/SML
151	151 CM	530	3T	920	SMALL
155	15 1/2	540	4T	925	SMALL/MEDIUM
156	156 CM	590	TODDLER HAT	930	MEDIUM
160	16	600	6 HAT	940	MEDIUM/LARGE
165	16 1/2	618	6 1/8" HAT	950	LARGE
170	17	628	6 1/4" HAT	955	LARGE-X-LARGE
175	17 1/2	638	6 3/8" HAT	960	X-LARGE
180	18 / 18 OZ	640	4	970	XX-LARGE
190	19 / 19 OZ	645	4 - 5	972	1X
200	20 / 20 OZ	648	6 1/2" HAT	975	2X
210	21 / 21 OZ	650	5	980	XXX-LARGE
220	22 / 22 OZ	656	5 - 6	985	XXXX-LARGE
230	23	658	6 5/8" HAT	986	XXXXX-LARGE
240	24 / 24 OZ	660	6	987	XXXXXX-LARGE
250	25	667	6 - 7	990	ONE SIZE