

Preventing the Spread of Invasive Pests

Recommended Practices for the Container Supply Chain



Invasive pests threaten crops, forests, and livestock. By taking reasonable steps to keep containers and their cargo clean, you will help prevent the spread of invasive pests through commerce and facilitate the movement of your containers through North American ports.

The risk for pests to contaminate containers and cargo is greatest at the packing location. Shippers or packers acting on behalf of shippers should put measures in place to minimize pest contamination during packing. Others in the supply chain should also put measures in place to reduce the risk of pest contamination while the container is in their control. These measures should be in accordance with individual roles and responsibilities in the supply chain and should take into consideration all safety and operational constraints.

CLEAN CONTAINERS

Sweep, vacuum, or wash containers before packing to remove potential contaminants. Be aware that environmental factors, such as heavy rains, may increase the likelihood of certain types of contamination.



CLEAN CARGO

Ensure cargo packed into the container is clean and free of visible contaminants.




CLEAN STAGING/PACKING AREA

Clear the cargo staging and packing area to ensure that it is free from plants and visible pests. Containers placed on grassy areas may be more vulnerable to contamination by insects and snails.




VISUALLY INSPECT CONTAINERS BEFORE PACKING

Visually inspect the outside and inside of the container for visible contaminants such as plants, seeds, insects, egg masses, snails, animals, animal droppings, and soil.




DO NOT KEEP UNDER BRIGHT LIGHTS

Do not keep containers under bright lights, which will attract insects to the cargo staging area and increase the likelihood of contamination. If containers must be kept under bright lights, thoroughly check each container before packing.



USE BAITS, TRAPS OR BARRIERS

Where appropriate, use baits, traps, or barriers to keep pests out of the cargo staging and packing area. For example, you can use a salt barrier to prevent snail infestations.



WHEN MOVING CONTAINERS BETWEEN ANIMAL PRODUCTION FACILITIES

1. Avoid driving containers through manure or wastewater.
2. Where applicable, sweep, vacuum, or wash containers to remove contaminants, such as soil or animal droppings, that could move animal disease from one location to another.
3. Whenever possible, park containers on paved areas and away from livestock pens and pastures.

